




Rick Thompson Architect



www.thompsonplans.com

© Rick Thompson Architect 2023

828-734-2553

plan #

1223A

4/11/2023

Size fl 1 660

Size fl 2 617

Size Total 1227

Width 30'-0"

Depth 22'-0"

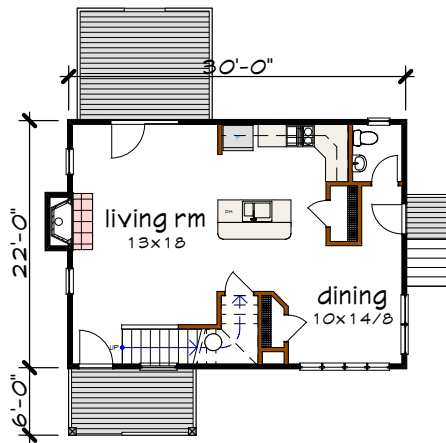
Porch 6'-0"

Fl 1 ceiling 9'

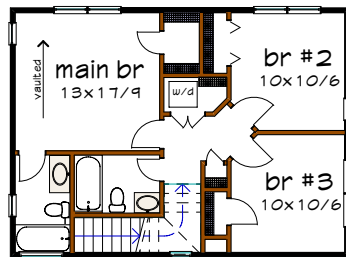
Fl 2 ceiling 8'

Roof pitch 3/12

Height 24'-10"



Floor 1 plan



Floor 2 plan

Please see

PDF single use web site for

PDF unlimited current

Material list pricing

CAD thank you

Please specify foundation type (crawl standard) Available types - Crawl, Slab or Basement