




Rick Thompson
Architect



www.thompsonplans.com

© Rick Thompson Architect 2003

828-734-2553

plan #

DP 1505A

5/6/2003

Size fl 1 880 x 2

Size fl 2 687 x 2

Size Total 3134

Width 40'-4"

Depth 48'-0"

Porch 7'

Fl 1 ceiling 9'

Fl 2 ceiling 8'

Roof pitch 8/12

Height 26'-6"

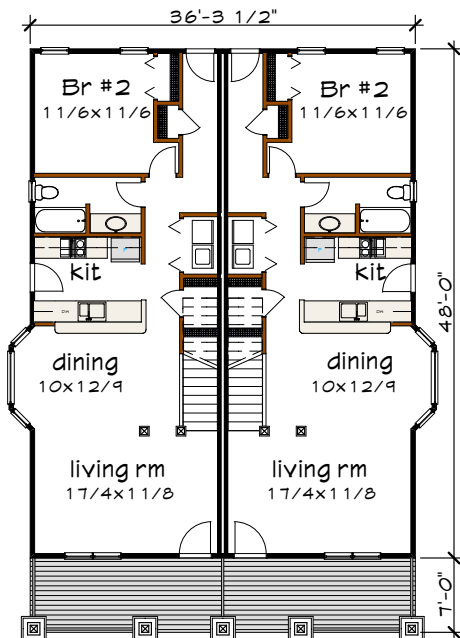
Please see

PDF single use web site for

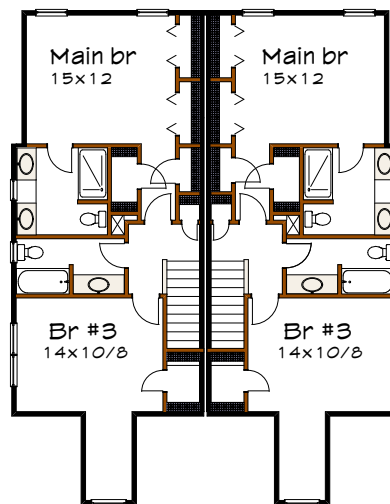
PDF unlimited current

Material list pricing

CAD thank you



Floor 1 plan



Floor 2 plan

Please specify foundation type (crawl standard) Available types - Crawl, Slab or Basement