




Rick Thompson
Architect



www.thompsonplans.com

© Rick Thompson Architect 2013

828-734-2553

plan #

DPO801A

1/17/2013

Size fl 1 448

Size fl 2 420

Size Total 1736

Width 28'-4"

Depth 32'-0"

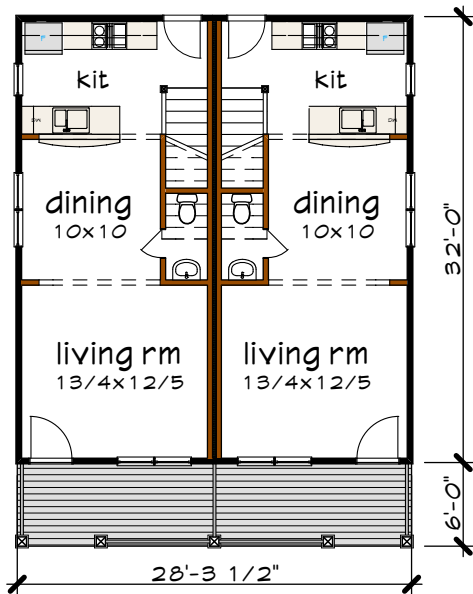
Porch 6'-0"

Fl 1 ceiling 8'

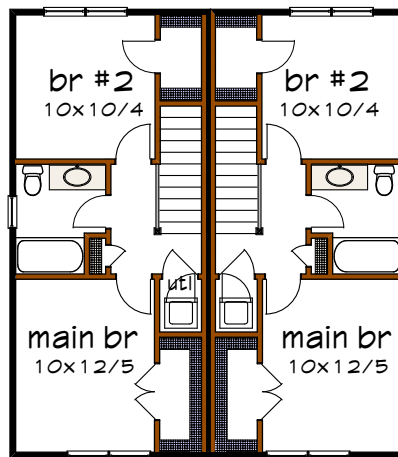
Fl 2 ceiling 8'

Roof pitch 9/12

Height 27'-2"



Floor 1 plan



Floor 2 plan

Please see

PDF single use web site for

PDF unlimited current

Material list pricing

CAD thank you

Please specify foundation type (crawl standard) Available types - Crawl or Slab