




Rick Thompson
Architect



www.thompsonplans.com

© Rick Thompson Architect 2007

828-734-2553

plan #

1618A

8/31/2007

Size fl 1 864

Size fl 2 803

Size Total 1667

511

Width 24'-0"

Depth 36'-0"

Porch 8'-0"

Fl 1 ceiling 9'

Fl 2 ceiling 8'

Roof pitch 12/12

Height 31'-4"

Please see

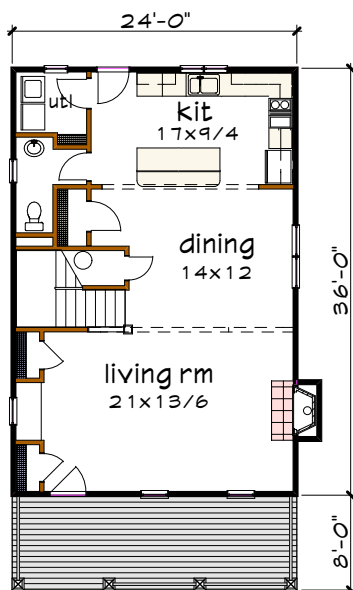
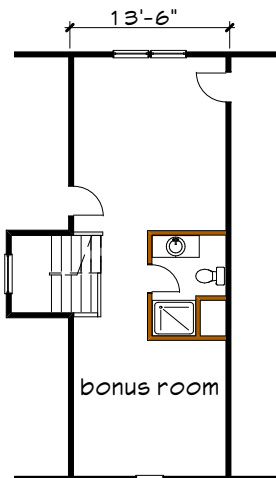
PDF single use web site for

PDF unlimited current

Material list pricing

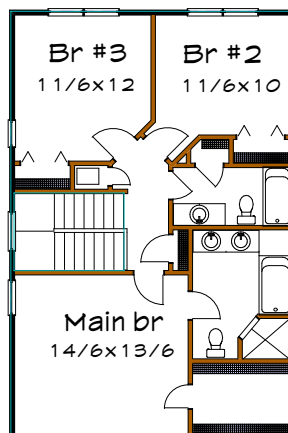
CAD thank you

Floor 3 plan



Floor 1 plan

Floor 2 plan



Please specify foundation type (crawl standard) Available types - Crawl, Slab or Basement